

90° & 180° UZUN RADIUS DİRSEK



ASME B 16.9
MSS - SP 75
SCH 10 - 20 -30

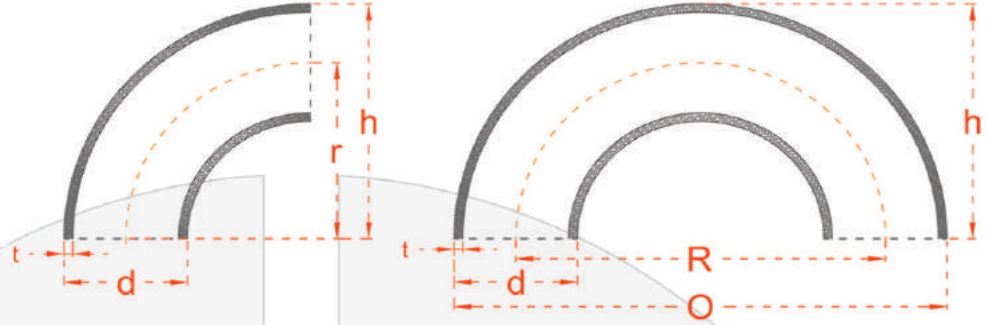


E.M.P.
www.emp.com.tr
www.empflans.com

90° & 180° ELBOW LONG RADIUS



ASME B 16.9
MSS - SP 75
SCH 10 - 20 -30



DN	INCH	DIŞ ÇAP	YÜKSEKLİK	90° RADIUS	180° RADIUS	180°	SCH		SCH		SCH	
		DİAMETER	HEIGHT	90° RADIUS	180° RADIUS	DIŞTAN DIŞA	10	20	30	t	kg	
		d	h	r	R	O	t	kg	t	kg	t	kg
15	1/2"	21	48.5	38	76	97	x	x	x	x	2.41	x
20	3/4"	27	51.5	38	76	103	x	x	x	x	2.41	x
25	1"	33	54.5	38	76	109	x	x	x	x	2.90	x
32	1 1/4"	42	69.0	48	96	138	x	x	x	x	2.97	x
40	1 1/2"	48	81.0	57	114	162	x	x	x	x	3.18	x
50	2"	60	106.0	76	152	212	x	x	x	x	3.18	x
65	2 1/2"	73	131.5	95	190	263	x	x	x	x	4.78	x
80	3"	89	158.5	114	228	317	x	x	x	x	4.78	x
	3 1/2"	102	184.0	133	266	368	x	x	x	x	4.78	x
100	4"	114	209.0	152	304	418	x	x	x	x	4.78	x
125	5"	141	260.5	190	380	521	x	x	x	x	X	x
150	6"	168	313.0	229	458	626	x	x	x	x	X	x
200	8"	219	414.5	305	610	829	x	x	6.35	16.57	7.03	17.5
250	10"	273	517.5	381	762	1035	x	x	6.35	25.79	7.80	31.3
300	12"	324	619.0	457	914	1238	x	x	6.35	37.23	8.38	46.06
350	14"	356	711.0	533	1066	1422	6.35	57.47	7.92	59.93	9.52	68.0
400	16"	406	813.0	610	1220	1626	6.35	63.2	7.92	78.09	9.52	89.2
450	18"	457	914.5	686	1372	1829	6.35	82.0	7.92	99.43	11.13	139.8
500	20"	508	1016.0	762	1524	2032	6.35	100	9.52	142.4	12.7	194.3
550	22"	559	1117.5	838	1676	2235	6.35	120	9.52	178	12.7	250.2
600	24"	610	1219.0	914	1828	2438	6.35	146	9.52	202	14.27	218.7
650	26"	660	1321.0	991	1982	2642	7.92	208	12.7	348	x	x
700	28"	711	1422.5	1067	2134	2845	7.92	242	12.7	404	15.88	478
750	30"	762	1524.0	1143	2286	3048	7.92	278	12.7	441	15.88	550
800	32"	813	1625.5	1219	2438	3251	7.92	316	12.7	510	15.88	627
850	34"	864	1727.0	1295	2590	3454	7.92	357	12.7	560	15.88	708
900	36"	914	1829.0	1372	2744	3658	7.92	400	12.7	625	15.88	795
950	38"	965	1930.5	1448	2896	3861	x	x	x	x	x	x
1000	40"	1016	2032.0	1524	3048	4064	x	x	x	x	x	x
1050	42"	1067	2133.5	1600	3200	4267	x	x	x	x	x	x
1100	44"	1118	2235.0	1676	3352	4470	x	x	x	x	x	x
1150	46"	1168	2337.0	1753	3506	4674	x	x	x	x	x	x
1200	48"	1219	2438.5	1829	3658	4877	x	x	x	x	x	x

Ölçüler mm olarak verilmiştir.
Çelik ve paslanmaz üretilebilir.

Dimensions are in mm.
Steel and stainless steel can be produce

90° & 180° UZUN RADIUS DİRSEK



ASME B 16.9
MSS - SP 75
SCH 40 - 60 - 80

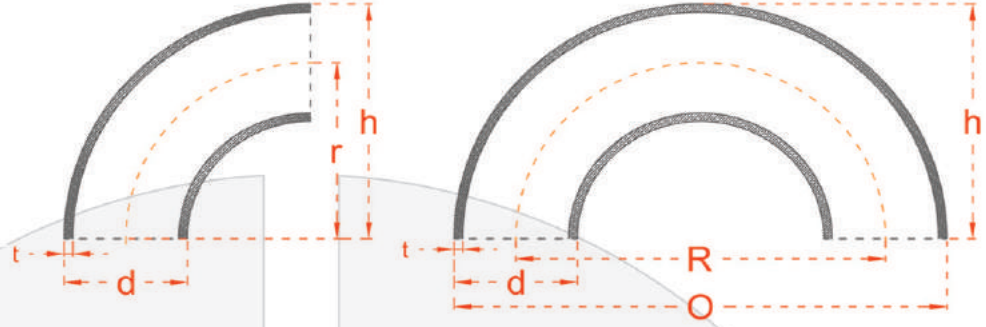


E.M.P.
www.emp.com.tr
www.empflans.com

90° & 180° ELBOW LONG RADIUS



ASME B 16.9
MSS - SP 75
SCH 40 - 60 - 80



DN	INCH	DIŞ ÇAP DİAMETER	YÜKSEKLİK HEIGHT	90° RADIUS	180° RADIUS	180°	SCH		SCH		SCH	
				90° RADIUS	180° RADIUS	DIŞTAN DIŞA	40	60	80			
		d	h	r	R	O	t	kg	t	kg	t	kg
15	1/2"	21	48.5	38	76	97	2.77	0.08	x	x	3.73	0.18
20	3/4"	27	51.5	38	76	103	2.87	0.08	x	x	3.91	0.20
25	1"	33	54.5	38	76	109	3.38	0.15	x	x	4.55	0.20
32	1 1/4"	42	69.0	48	96	138	3.56	0.25	x	x	4.85	0.35
40	1 1/2"	48	81.0	57	114	162	3.68	0.36	x	x	5.08	0.60
50	2"	60	106.0	76	152	212	3.91	0.65	x	x	5.54	0.94
65	2 1/2"	73	131.5	95	190	263	5.16	1.28	x	x	7.01	1.70
80	3"	89	158.5	114	228	317	5.49	2.03	x	x	7.62	2.75
	3 1/2"	102	184.0	133	266	368	5.74	2.87	x	x	8.08	3.95
100	4"	114	209.0	152	304	418	6.02	3.90	x	x	8.56	5.40
125	5"	141	260.5	190	380	521	6.55	6.50	x	x	9.52	8.85
150	6"	168	313.0	229	458	626	7.11	10.2	x	x	10.97	15.35
200	8"	219	414.5	305	610	829	8.18	20.3	10.30	26.3	12.70	29.9
250	10"	273	517.5	381	762	1035	9.27	37.0	12.7	48.6	15.09	57.11
300	12"	324	619.0	457	914	1238	10.31	58.15	14.27	82.62	17.48	94.82
350	14"	356	711.0	533	1066	1422	11.13	79.96	15.09	111.26	19.05	132.16
400	16"	406	813.0	610	1220	1626	12.70	124.75	16.66	161.17	21.44	204.3
450	18"	457	914.5	686	1372	1829	14.27	177.06	19.05	231.54	23.83	287.84
500	20"	508	1016.0	762	1524	2032	15.09	230	20.62	311.44	26.18	390.9
550	22"	559	1117.5	838	1676	2235	17.48	X	22.22	412.7	28.58	523.4
600	24"	610	1219.0	914	1828	2438	17.48	384	24.61	533.9	30.96	667.4
650	26"	660	1321.0	991	1982	2642	x	x	x	x	x	x
700	28"	711	1422.5	1067	2134	2845	x	x	x	x	x	x
750	30"	762	1524.0	1143	2286	3048	x	x	x	x	x	x
800	32"	813	1625.5	1219	2438	3251	17.48	689	x	x	x	x
850	34"	864	1727.0	1295	2590	3454	17.48	778	x	x	x	x
900	36"	914	1829.0	1372	2744	3658	19.05	951	x	x	x	x
950	38"	965	1930.5	1448	2896	3861	x	x	x	x	x	x
1000	40"	1016	2032.0	1524	3048	4064	x	x	x	x	x	x
1050	42"	1067	2133.5	1600	3200	4267	x	x	x	x	x	x
1100	44"	1118	2235.0	1676	3352	4470	x	x	x	x	x	x
1150	46"	1168	2337.0	1753	3506	4674	x	x	x	x	x	x
1200	48"	1219	2438.5	1829	3658	4877	x	x	x	x	x	x

Ölçüler mm olarak verilmiştir.
Çelik ve paslanmaz üretilebilir.

Dimensions are in mm.
Steel and stainless steel can be produce

90° & 180° UZUN RADIUS DİRSEK



ASME B 16.9
MSS - SP 75
STD - SCH X.S. - SCH X.X.S

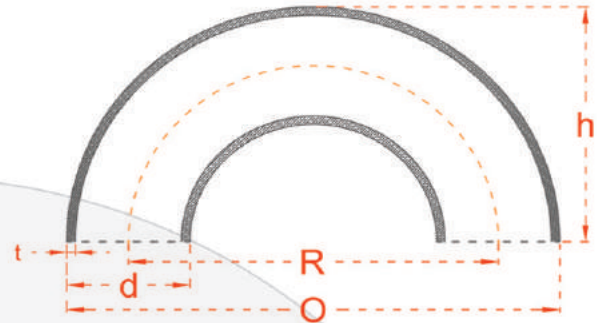
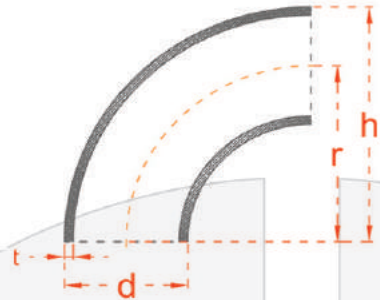


E.M.P.
www.emp.com.tr
www.empflans.com

90° & 180° ELBOW LONG RADIUS



ASME B 16.9
MSS - SP 75
STD - SCH X.S. - SCH X.X.S



DN	INCH	DIŞ ÇAP	YÜKSEKLİK	90° RADIUS	180° RADIUS	180°	STD		SCH X.S.		SCH X.X.S.	
		DIAMETER	HEIGHT	90° RADIUS	180° RADIUS	DIŞTAN DIŞA	t	kg	t	kg	t	kg
		d	h	r	R	O						
15	1/2"	21	48.5	38	76	97	2.77	0.08	3.73	0.18	7.47	x
20	3/4"	27	51.5	38	76	103	2.87	0.08	3.91	0.20	7.82	x
25	1"	33	54.5	38	76	109	3.38	0.15	4.55	0.20	9.09	0.40
32	1 1/4"	42	69.0	48	96	138	3.56	0.25	4.85	0.35	9.70	0.61
40	1 1/2"	48	81.0	57	114	162	3.68	0.36	5.08	0.60	10.16	0.90
50	2"	60	106.0	76	152	212	3.91	0.65	5.54	0.94	11.07	1.80
65	2 1/2"	73	131.5	95	190	263	5.16	1.28	7.01	1.70	14.02	3.21
80	3"	89	158.5	114	228	317	5.49	2.03	7.62	2.75	15.24	5.20
	3 1/2"	102	184.0	133	266	368	5.74	2.87	8.08	3.95	x	x
100	4"	114	209.0	152	304	418	6.02	3.90	8.56	5.40	17.12	10.3
125	5"	141	260.5	190	380	521	6.55	6.50	9.52	8.85	19.05	18.11
150	6"	168	313.0	229	458	626	7.11	10.2	10.97	15.35	21.95	30.0
200	8"	219	414.5	305	610	829	8.18	20.3	12.7	29.9	22.23	54.5
250	10"	273	517.5	381	762	1035	9.27	37.0	12.7	48.6	25.4	97.0
300	12"	324	619.0	457	914	1238	9.52	54.0	12.7	70.0	25.4	140
350	14"	356	711.0	533	1066	1422	9.52	68.0	12.7	94.35	x	x
400	16"	406	813.0	610	1220	1626	9.52	89.2	12.7	124.75	x	x
450	18"	457	914.5	686	1372	1829	9.52	112.9	12.7	157.5	x	x
500	20"	508	1016.0	762	1524	2032	9.52	142.4	12.7	194.3	x	x
550	22"	559	1117.5	838	1676	2235	9.52	178	12.7	236	x	x
600	24"	610	1219.0	914	1828	2438	9.52	202	12.7	268.5	x	x
650	26"	660	1321.0	991	1982	2642	9.52	270	12.7	348	x	x
700	28"	711	1422.5	1067	2134	2845	9.52	300	12.7	404	x	x
750	30"	762	1524.0	1143	2286	3048	9.52	333	12.7	441	x	x
800	32"	813	1625.5	1219	2438	3251	9.52	390	12.7	510	x	x
850	34"	864	1727.0	1295	2590	3454	9.52	430	12.7	560	x	x
900	36"	914	1829.0	1372	2744	3658	9.52	482	12.7	625	x	x
950	38"	965	1930.5	1448	2896	3861	9.53	540	12.7	710	x	x
1000	40"	1016	2032.0	1524	3048	4064	9.52	580	12.7	745	x	x
1050	42"	1067	2133.5	1600	3200	4267	9.52	655	12.7	840	x	x
1100	44"	1118	2235.0	1676	3352	4470	9.53	726	12.7	970	x	x
1150	46"	1168	2337.0	1753	3506	4674	9.52	816	12.7	1055	x	x
1200	48"	1219	2438.5	1829	3658	4877	9.52	885	12.7	1134	x	x

Ölçüler mm olarak verilmiştir.
Çelik ve paslanmaz üretilebilir.

Dimensions are in mm.
Steel and stainless steel can be produce